



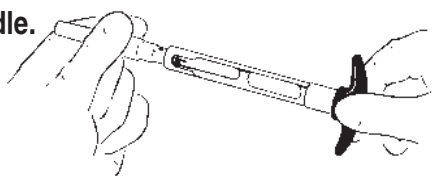
ASPIJECT®

Self-aspirating Dental Injection Syringe

OPERATING INSTRUCTIONS

OPERATING INSTRUCTIONS

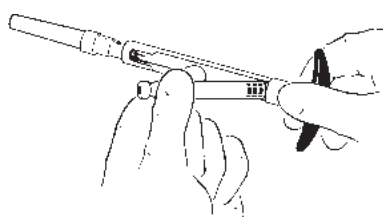
1. Attach a dental needle.



The non-rotating handle permits placing needle with bevel in correct orientation to expected bone location.

2. Insert a cartridge

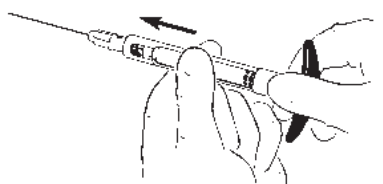
rear end first to avoid off-center perforation.



Centric membrane puncture prevents risk of leakage during injection.

3. Push cartridge forward

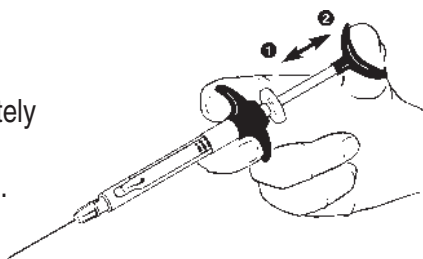
immediately before injection to let needle perforate the membrane.



If the syringe is left loaded before or during treatment, the cartridge should be pushed from contact with the needle to avoid contaminating the solution with metal ions.

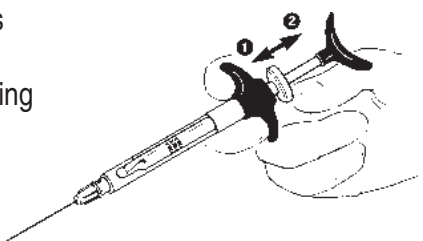
4. Aspiration

is accomplished by applying and immediately releasing a gentle pressure on the piston.



The elastic recoil of the cartridge membrane - when pushed onto the hub at base of the syringe - creates the negative pressure in the cartridge that secures distinct aspiration.

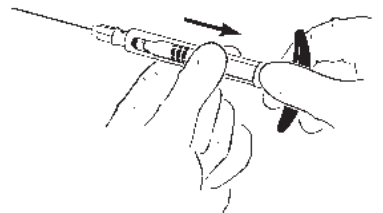
Optionally aspiration is also produced by depressing and releasing the thumb disc.



To continuously control the extra-vascular position of the needle it is recommended to carry out aspiration also during injection.

5. To unload the syringe

slide back the cartridge from the needle, invert the syringe, and remove the cartridge.



With the syringe still in the operators hand a second cartridge for repeat injection on same patient is easily inserted by the assistant. This permits the operator to keep eyes and concentration on the patient.

CARE OF SYRINGE

Like all stainless steel instruments, the syringe should be carefully cleaned before sterilization (anaesthetic solutions are highly acidic).

When needed, lubricate the piston with instrument silicone oil.

The syringe is sterilized by any method (max 200°C/392°F.)

GUARANTEE

ASPIJECT® is guaranteed for 5 years. Damages due to inadequate care or incorrect handling are not covered by the guarantee.

MANUFACTURER

RØNVIG A/S, Gl. Vejlevej 57-59, DK-8721 Dagaard, Denmark